



通化东宝药业股份有限公司 2020 年年度报告

重要提示

“

”

.....	5
.....	6
.....	10
.....	14
.....	40
.....	54
.....	60
.....	61
.....	74
.....	77
.....	78
.....	221

第一节 释义

GMP		
CDE		
IND		
meeting		

第二节 公司简介和主要财务指标

		01A 02 03 04 17A 18A 24A 25A 26A

()

	2,892,169,238.81	2,777,148,879.86	4.14	2,692,927,482.97
	929,916,045.06	811,206,148.03	14.63	838,605,479.74
	954,990,467.13	809,336,530.97	18.00	814,320,928.69
	1,192,286,108.30	1,152,169,735.74	3.48	876,935,395.72
	5,553,989,427.11	5,000,394,902.50	11.07	4,724,291,512.88
	5,803,260,212.00	5,349,909,572.36	8.47	5,463,327,133.96

()

()

()

()

2020



202015



第三节 公司业务概要

GMP

GMP

ISO14001

1

2

3

1

2

3

4

5

“ ” “ ”

6

34%

“

”

第四节 经营情况讨论与分析

2020

2020	289,216.92	4.14%	110,812.72
	16.34%	92,991.60	

14.63%

2020

1 2020

“ ”

2

3

4

5

6

7	POCT								
	App								
				16,000					40
		100		800		8000			
8									
9									
1									
	2011								
1									
		2014	12		2015	5			
		2016	2		2017	12		2018	7
			2018	8		2018	9		
2018	10				2019	3		2019	4 10
		2020	4		2020	12			
		GMP							
2		30							



	30	2015	12	28		2017	12	
		2018	4					
	2018	6	2018	10		2020	6	
2020	12							CDE
		2021	2	50				pre-NDA meeting
	3	50						
	50	2015	12			2016	3	
								2016
7		2016	8			2019	3	2019
9								
	2021	2	pre-NDA meeting					
	4							25R
		50R						
								25R
			50R					
						2017	11	2018
								9
		2021	1					
	5	THDB0206				THDB0207		
S050		THDB0206			2018	5		
2020	7						2020	9
							(THDB0206)	
	2020	11						I
2020	11		2021	1				

(6)

2021

2 GLP-1

GLP-1

2014

1

2016

2017 11

2018 9 20

I

I

2019 4

2020 8

III

2019 2

2019 6

2020 8

2021 3

2021 6

2

3

3

1

2021 5

NDA

2

2016

3

2021

4

2018 12

2019 1

2019 11

2020 10

5

2019 3

2019 4

2019 12

2020 10

6

2020 7

2020 11

2021 2

2021 5

7

2020

2021

4

1

THDBZ0101 THDBZ0201 THDBZ0301 THDBZ0401

" "

2 2020

201910713888.6



FDA

EMA

DMF

2020

2020

FDA

2022

EU/US FDA

2021

2020 9 29

1

(1)

GMP

(2)

(3)

(4)

(5)

(6)

2

1 2019 12

" " 2020

2020

ICH

"

"

"

"

"

"

"

GMP

"

GMP

2020

GMP

2

2

2

2020

2020 2

2020

2020 289,216.92 4.14% 110,812.72
 16.34% 92,991.60
 14.63%

()

1.

: :

			%
	2,892,169,238.81	2,777,148,879.86	4.14
	588,376,619.60	721,508,155.02	-18.45
	909,273,184.02	848,794,150.01	7.13
	182,008,854.54	157,453,801.41	15.60
	106,926,064.02	78,043,444.04	37.01
	6,081,332.57	13,504,121.42	-54.97
	1,192,286,108.30	1,152,169,735.74	3.48
	-616,605,285.70	-152,498,196.24	
	-480,785,771.48	-954,199,326.88	

2.

(1).

	2,206,544,865.32	263,190,821.83	88.07	5.00	-9.67	1.94
	57,567,040.46	26,543,337.31	53.89	-48.94	-56.41	
	131,498,398.56	12,748,444.98	90.31	-	-	
	333,961,814.09	207,058,417.36	37.99	-5.79	-8.93	2.13
	49,458,330.81	19,927,271.60	59.71	-26.86	-34.55	4.73
	6,818,611.99	5,306,378.74	22.18	40.21	13.13	18.63
	68,926,190.46	46,793,761.02	32.11	-38.00	-53.40	22.43
	259,433.96	186,843.43	27.98	-	-	-



1.94%

7.91%

2.13%

22.43%

2019

(2).

(3).

							2019

	909,273,184.02	848,794,150.01	7.13	-
	6,081,332.57	13,504,121.42	-54.97	
	177,805,121.64	142,852,424.99	24.47	-

4.

(1).

(2).

5.

		1,152,169,735.74	3.48	-
		-152,498,196.24		
		-954,199,326.88		

--	--	--	--	--

()

()

1.

1. ()

(1).

1 2020

+

2

2020 9 11

3 2020 9

(2).

(3).

		3.3	
		4	2
		4	2

(4).

(5).

(6).

(2).

	123,986,880.52	13.64
	25,712,008.34	2.83
	15,642.33	0.00
	19,109,589.33	2.10
	437,915,949.31	48.16
	28,018,546.91	3.08
	1,254,758.72	0.14
	120,459,815.13	13.25
	126,694,863.83	13.93
	6,212,753.06	0.68
	4,522,021.31	0.50
	15,370,355.23	1.69
	909,273,184.02	100.00

()

1

(1)

(2)

(3)

()

()

				%		
			10,000	95.09	17,510.89	7,996.91
			40,680	30.06	119,273.40	11,656.96
			70,000 ()	19.43	109,160.91	1,455.49
			0.00	97.59	26,096.37	-1,336.94

()

()

3

10

()

, ,

()

2021

2021

" " "

1

2021

POCT

,

2021

2

FDA

3

4

5

()

1

2

3

()

第五节 重要事项

()

[http //www.sse.com.cn](http://www.sse.com.cn)

()

10

2.10

2021 2 5

2021 3 31

2021

3 31

9,999,979

2,033,988,517 , 9,999,979
2,023,988,538 ()

()

()

()

()

()

" "

2020 4 13

1

2017 7 5

14 —

"

"

2020 1 1

2020 1 1

2

1

2006

14 —

2017

2

3

2020 4 15

[http //www.sse.com.cn](http://www.sse.com.cn)

2020-018

()

()

()

2020 10 30 2020 > 2020 , 2020	http //www.sse.com.cn
	http //www.sse.com.cn 2020

	2020-092) 2020 2020-093)
2020	http //www. sse. com. cn 2020 2020-097)

()

http //www. sse. com. cn 2020
(2021-009)

()

1

2020 4 13 2019	2020 4 15
-------------------	--------------

()
1

2

3

()

()
1

2

3

()

()
1.
(1)

(2)

202. 619444

2021 3 5

[http //www. sse. com. cn](http://www.sse.com.cn)

2021-015



(3)

2.

(1)

(2)

(3)

3.

()

()

()

()

1.

(1)

1

3

1

COD BOD

GBGB21907-2008

COD 80mg/L 10mg/L

SO₂

GB13271-2014

3 3 3

3 3 3

2020 8 2020 8

			3	3

			3	3

(2)

6200m³/h

SNCR

97%

30%

95%

2020

(3)

(4)

(5)

(6)

2.

3.

4.

()



第六节 普通股股份变动及股东情况

()
1

1
2
3

4

1
2
3
4

0 0 2,033,988,517 100.00

2

92 699.00

2,033,988,517.00

2,033,988,517.00 2020 12 30

[http //www.sse.com.cn](http://www.sse.com.cn) 2020

: 2020-097

3

4

()

()

()

()

()

--	--

--	--

()

1103							
98							

()

10

()

1

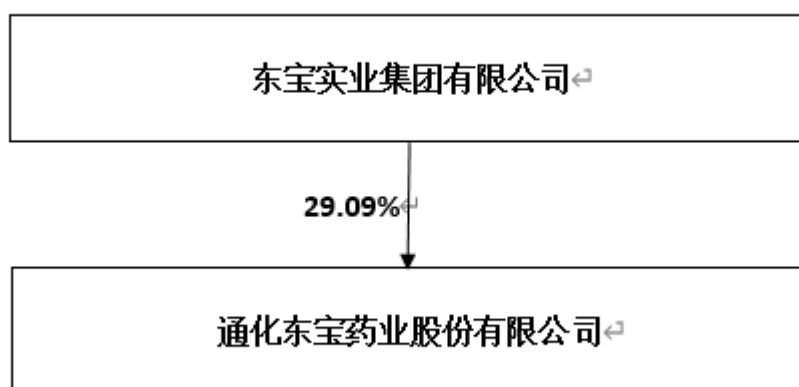
) " " (

2

3

4

5



2020 6 12 2020

8 7

2020 6 16 2020 8 11

<

>

2020-036

<

>

2020-045

9%

2020 9 7

591,699,387

29.09%

()

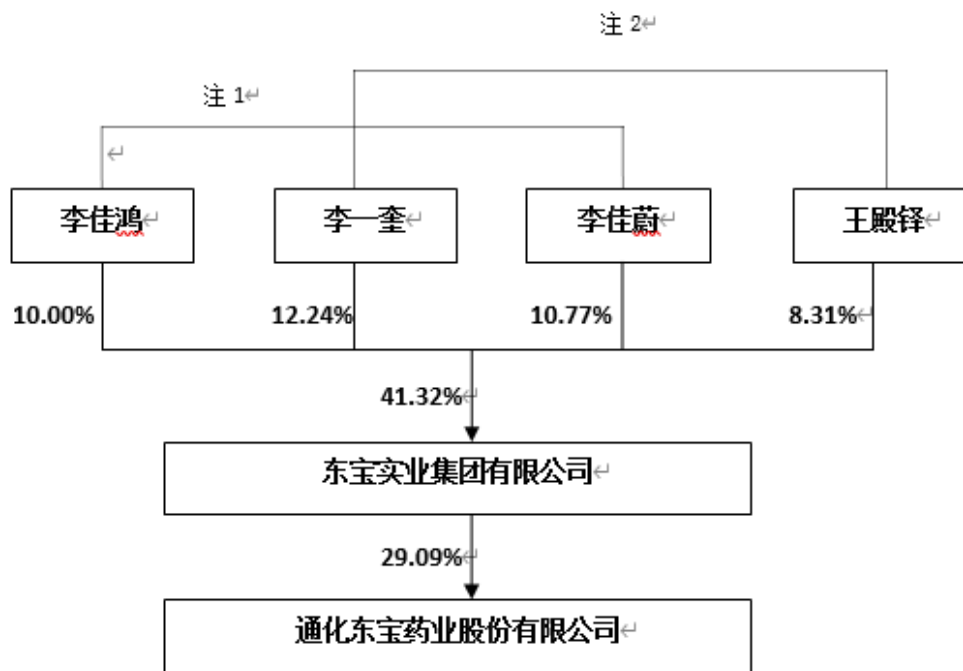
1

2

3

4

5



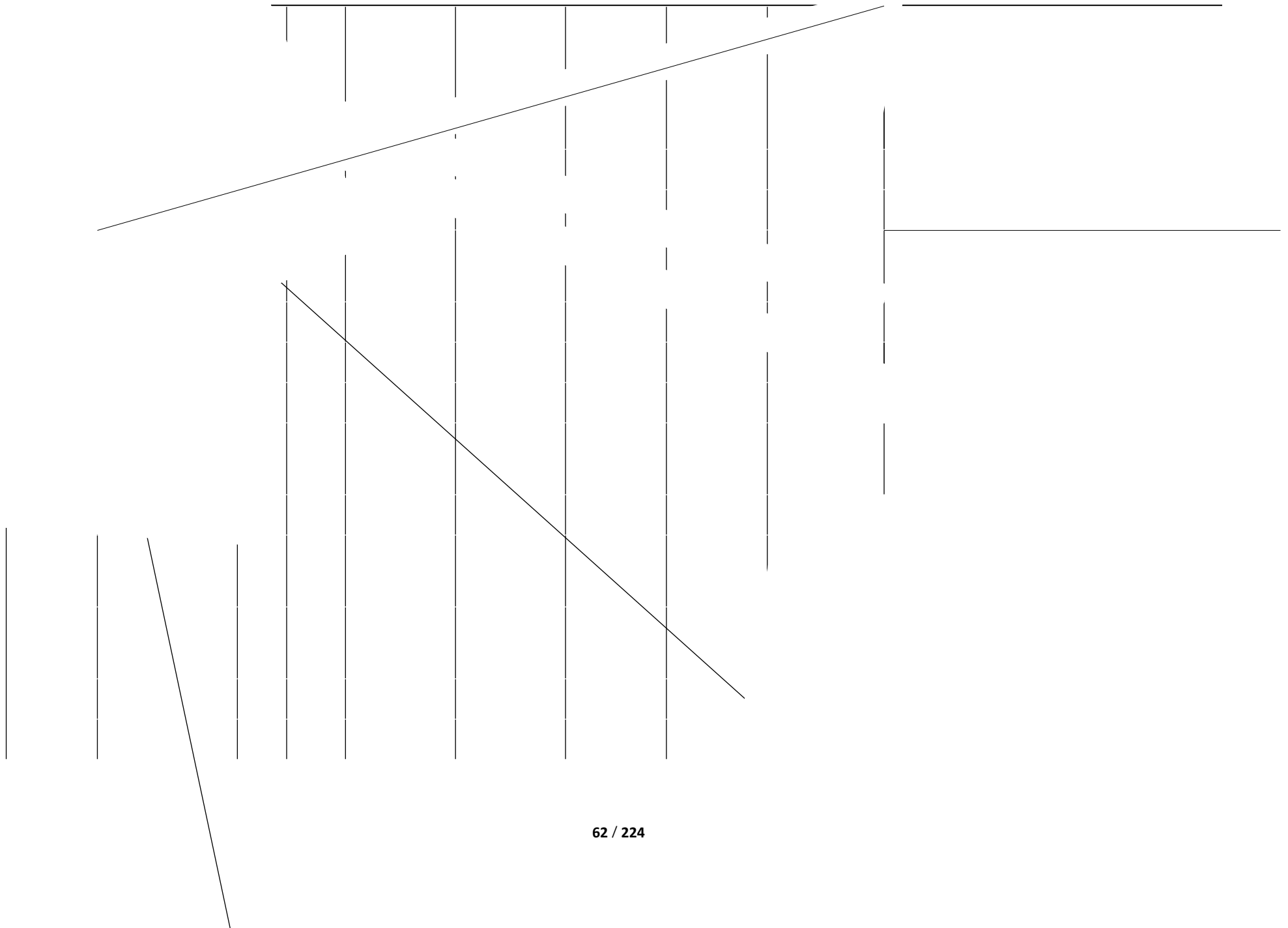
6

()

第七节 优先股相关情况

第八节 董事、监事、高级管理人员和员工情况

()



()



--	--	--	--	--	--	--	--	--

()

()





2020

	2020 983.28

--	--	--







()

()

()

()

第九节 公司治理

()

--	--	--	--	--	--	--	--	--	--

[http //www.sse.com.cn](http://www.sse.com.cn)

[http //www.sse.com.cn](http://www.sse.com.cn)

第十节 公司债券相关情况



“ ”

zhongzhua
epa

22 4

2020 12 31 2019 12 31



--	--	--	--



—

4								



	4,320.01	55.56%
	1,296.00	16.66%
	2,160.00	27.78%
	7,776.01	100.00%

	4,752.02	51.40%
	1,080.00	11.68%
	3,412.80	36.92%
	9,244.82	100.00%

	4,752.02	51.40%
	4,492.80	48.60%
	9,244.82	100.00%

	5,940.02	51.40%
	5,616.00	48.60%
	11,556.02	100.00%

	8,910.02	51.40%
	8,424.00	48.60%

	17,334.02	100.00%
--	-----------	---------

	10,692.04	51.40%
	10,108.80	48.60%
	20,800.84	100.00%

	13,899.65	51.40%
	13,141.44	48.60%
	27,041.09	100.00%

	16,679.57	51.40%
	15,769.73	48.60%
	32,449.30	100.00%

	151,026,028	38.97%
	236,545,920	61.03%
	387,571,948	100.00%

132,026,028

35.82%

	931,455,025	100.00%
--	-------------	---------

	335,890,339	36.06%
	595,564,686	63.94%
	931,455,025	100.00%

	369,479,373	36.06%
	655,121,155	63.94%
	1,024,600,528	100.00%

	371,565,134	36.26%
	653,035,394	63.74%
	1,024,600,528	100.00%

	371,565,134	36.07%
5	5,500,000	0.53%
	653,035,394	63.40%
	1,030,100,528	100.00%

	375,781,918	36.48%
5	5,500,000	0.53%
	648,818,610	62.99%
	1,030,100,528	100.00%

	383,916,011	37.27%
5	5,500,000	0.53%
	640,684,517	62.20%
	1,030,100,528	100.00%

	422,307,612	37.27%
5	6,050,000	0.53%
	704,752,969	62.20%
	1,133,110,581	100.00%

	422,307,612	37.18%
5	6,050,000	0.53%
147	2,720,520	0.24%
	704,752,969	62.05%

	1,135,831,101	100.00%
--	---------------	---------

	422,307,612	37.18%
5	4,235,000	0.37%
	709,288,489	62.45%
	1,135,831,101	100.00%

	506,769,135	37.18%
5	5,082,000	0.37%
	851,146,186	62.45%
	1,362,997,321	100.00%

	534,632,625	37.68%
5	5,082,000	0.36%
	851,146,186	60.00%
8	27,863,486	1.96%
	1,418,724,297	100.00%

	534,632,625	37.60%
5	5,082,000	0.36%
	851,146,186	59.85%
8	27,863,486	1.96%
142	3,209,184	0.23%
	1,421,933,481	100.00%

	534,632,625	37.60%
5	2,904,000	0.20%
	856,533,370	60.24%
8	27,863,486	1.96%
	1,421,933,481	100.00%

	641,559,150	37.60%
5	3,484,800	0.20%
	1,027,840,044	60.24%
8	33,436,183	1.96%
	1,706,320,177	100.00%

	641,559,150	37.49%
5	3,484,800	0.21%
	1,027,840,044	60.06%
8	33,436,183	1.95%
137	4,976,294	0.29%
	1,711,296,471	100.00%

	641,559,150	37.49%
	1,036,301,138	60.56%
8	33,436,183	1.95%
	1,711,296,471	100.00%

	769,870,980	37.49%
	1,243,561,366	60.56%
8	40,123,419	1.95%
	2,053,555,765	100.00%

	792,298,225	38.95%
	1,201,566,873	59.08%
8	40,123,419	1.97%
	2,033,988,517	100.00%

	792,298,225	38.95%
	1,241,690,292	61.05%
	2,033,988,517	100.00%

	784,216,781	38.56%
	1,249,771,736	61.44%
	2,033,988,517	100.00%

	774,758,354	38.09%
	1,259,230,163	61.91%
	2,033,988,517	100.00%

--	--	--

	774,758,354	38.09%
	1,243,130,163	61.12%
	16,100,000	0.79%
	2,033,988,517	100.00%

	591,699,387	29.09%
	183,058,967	9.00%
	1,243,130,163	61.12%
	16,100,000	0.79%
	2,033,988,517	100.00%

	591,699,387	29.09%
	183,058,967	9.00%
	1,243,130,163	61.12%
	9,110,000	0.45%
92	6,990,000	0.34%
	2,033,988,517	100.00%

2.

1.

2.

3.

4.

5.

6.

9.



11.

12.

	5%
	7%
	8%
	20%
	30%
	100%

13.

”

”

14.

15.

16.

(1).

“ ” “ ”

(2).

17.

18.
(1).

19.
(1).

20.
(1).

21.

22.
(1).

23.

(1).

(2).

(3).



25.

26.

27.

28.

29.

(1).

(2).

30.

31.

32.

(1).

“ “ “ ”

33.

(1).

(2).

(3).

(4).

34.

35.

36.

37.

38.

(1).

(2).

39.

"

”

”

”

”

”

”

40.

41.

/

(3).

43.

1

2

44.
(1).

(2).

(3). 2020

(4). 2020

45.

2020 10 22

“ ”

2020 11 1

	9,766,145.48	4,879,669.63
	13,522,160.09	13,599,936.15
	83,897,508.78	1,079,762.48
“ - ”	-172,433.74	-7,699,941.02
	79,969,060.43	-15,340,445.06
		-90,067.07
	79,969,060.43	-15,250,377.99
	-83,550,792.47	
	-3,581,732.04	-15,250,377.99

-83,550,792.47

49%

2020 12 16

2020 06

2020 10 30 2020 11 1

15,301,164.24

	2,057,885.50	2,057,885.50	
	21,782,518.41	16,594,015.71	5,188,502.70
	86,647,205.69	86,072,169.05	575,036.64
	3,520,193.86	2,933,188.84	587,005.02
	189,631.44	189,631.44	
	24,500,000.00	24,500,000.00	
	30,860,251.33	28,142,883.63	2,717,367.70
	5,551,235.01	719,846.41	4,831,388.60
		468,400.00	-468,400.00
	252,921.55	1,927,299.22	1,674,377.67
	66,219,538.68	66,415,424.59	195,885.91
	2,679,051.03	2,679,051.03	
	105,957,409.98	90,656,245.74	15,301,164.24

	1,548,772.18	788,236.08
	164,453.68	
	-488,000.00	-291,000.00
	-3,405,797.36	-14,501,279.42

1.

2

3

4

(1).

(2).

(3).

(4).

(5).

(6).

(7).

5

(1).

(2).

“^ 01

(3).

(4).

(5).

(6).

(7).

6

(2).

8

(1).

(2).

(3).

(4).

(5). 1

(6).

(7).

(8).

(9).

	12	((

))	
2020 1 1				
2020 1 1				
--				
--				
--				
--				
2020 12 31				

(10).

(11).

(12).

(13).

(14).

(15).

9

(1).

(2).

	9,580,915.73	-2,004,422.56	920,937.50			8,497,430.67	
	439,193.95	-157,011.49	-7,068.46			275,114.00	
	6,277,484.88	-3,353,259.80	-1,500,874.06			1,423,351.02	
	16,297,594.56	-5,514,693.85	-587,005.02			10,195,895.69	

(3).

(4).

10

(1).

(2).

(3).

11

12

13

14

(1).

(2).

(3).

15

(1).

(2).

(3).

16

(1).

(2).

(3).

(4).



18

(1).

"

"

(2).

21

(1).

1.	1,176,927,578.80	1,174,262,859.80	42,062,139.25	100,128,090.55	34,026,634.45	2,527,407,302.85
2.	54,627,854.30	110,695,058.04	164,542.28	23,364,264.98	3,501,470.90	192,353,190.50
1	1,226,394.82	27,974,058.22	161,946.91	22,661,514.90	2,766,500.19	54,790,415.04
2	29,530,271.02	82,649,573.16		701,627.42	734,970.71	113,616,442.31
3						
4	12,885,672.85					12,885,672.85
5	7,512,137.23	71,426.66	2,595.37	1,122.66		7,587,281.92
6	3,473,378.38					3,473,378.38
3.	14,035,939.66	2,354,934.58	10,642,033.81	2,142,459.18	27,900.00	29,203,267.23
1	2,724,632.46		10,189,392.81	52,076.11		12,966,101.38
2		2,354,934.58	452,641.00	2,090,383.07	27,900.00	4,925,858.65
3	11,311,307.20					11,311,307.20
4.	1,217,519,493.44	1,282,602,983.26	31,584,647.72	121,349,896.35	37,500,205.35	2,690,557,226.12
1.	499,264,920.62	868,688,680.00	34,052,724.18	61,092,140.81	20,570,470.60	1,483,668,936.21
2.	42,212,902.50	49,816,367.59	2,707,522.24	22,573,857.68	3,706,904.40	121,017,554.41
1	39,684,007.02	49,816,367.59	2,707,522.24	22,573,857.68	3,706,904.40	118,488,658.93
2	2,528,895.48					2,528,895.48
3.	3,328,960.08	1,105,765.88	9,346,633.28	1,245,656.34	15,903.00	15,042,918.58
1	1,649,938.49		8,916,624.33	49,472.30		10,616,035.12
2		1,105,765.88	430,008.95	1,196,184.04	15,903.00	2,747,861.87
3	1,679,021.59					1,679,021.59
4.	538,148,863.04	917,399,281.71	27,413,613.14	82,420,342.15	24,261,472.00	1,589,643,572.04
1.	17,080,072.26	2,501,758.18	29,874.88			19,611,705.32
2.	3,098,864.47	1,746,103.04	9,057.48	15,889.23		4,869,914.22
1						
2	3,098,864.47	1,746,103.04	9,057.48	15,889.23		4,869,914.22



3.	860,714.02					860,714.02
1	860,714.02					860,714.02
2						
4.	19,318,222.71	4,247,861.22	38,932.36	15,889.23		23,620,905.52
1.	660,052,407.69	360,955,840.33	4,132,102.22	38,913,664.97	13,238,733.35	1,077,292,748.56
2.	660,582,585.92	303,072,421.62	7,979,540.19	39,035,949.74	13,456,163.85	1,024,126,661.32

(2).

(3).

(4).

(5).

22



2020

	1,210,262,317.58		1,210,262,317.58	1,086,879,665.16		1,086,879,665.16
--	------------------	--	------------------	------------------	--	------------------

(2).



2020

	180,983,500.00		16,258,030.56				16,258,030.56	8.98		
	61,881,800.00		53,507,522.87				53,507,522.87	86.47		
	5,035,095,900.00	1,086,879,665.16	737,623,251.63	113,616,442.31	47,962,237.44	452,661,919.46	1,210,262,317.58	/	/	/

452,661,919.46

44,488,859.06

2020 3

6

681,052

2020 9 29

2020 10

30

2020

452,661,919.46

44,488,859.06

(3).

(4).

23

(1).

(2).

24

25

26

(1).

1.	189,823,702.55	138,821,068.02	12,727,709.06	105,520,000.00	446,892,479.63
2.	33,955,419.35		556,950.00		34,512,369.35
(1)	24,908,054.50		556,950.00		25,465,004.50
(2)					
(3)					
4	4,831,388.60				4,831,388.60
5	4,215,976.25				4,215,976.25
3.		80,000,000.00	7,304,447.78	105,520,000.00	192,824,447.78
(1)					
2			53,431.55		53,431.55
3					
4		80,000,000.00	7,251,016.23	105,520,000.00	192,771,016.23
4.	223,779,121.90	58,821,068.02	5,980,211.28		288,580,401.20
1.	14,965,975.21	81,915,331.26	9,260,517.94	84,416,000.12	190,557,824.53

2.	5,033,456.27	6,287,378.17	2,077,748.23	21,103,999.88	34,502,582.55
1	4,097,509.51	6,287,378.17	2,077,748.23	21,103,999.88	33,566,635.79
2	935,946.76				935,946.76
3.		80,000,000.00	7,278,629.23	105,520,000.00	192,798,629.23
(1)					
2			27,613.00		27,613.00
3					
4					
4.					
1.					
2.					
1					
3.					
(1)					
4.					
1.					
2.					

(2).

28

(1).

(2).

(3).

(4).

(5).

29

30

/

(1).

(2).

(3).

(4).

(5).

31

--	--	--	--	--	--	--

32

(1).

(2).

33

34

35

(1).

36

(1).

(2). 1

37

(1).

(2). 1

38

(1).

(2).

39

(1).

--	--	--	--	--

(2).

(3).

40

41

(1).

(2).

(1).

(2). 1

45

(1).

46

(1).

(2).

(3).

(4).

47

48

(1).

(2).

49

50

51



54
(1).

(2).

55

"

"

"

"

56

57

58

59

60

61
(1).

(2).

(3).

(4).

62

63

64

65

66

67

69

70

71

72

73

74

75

62,842,516.09 , : 1

	681,052		
	,		
44,488,859.06		2	
681,052	,		17,010,975.50
		3	1,342,681.53

76
(1).

(2).

	1,108,127,164.72
	166,219,074.71
	2,946,204.87
	22,473,161.37
	-6,607,092.08
	-10,621,062.07
	2,566,282.16
	-92,451.17
	921,003.85
	177,805,121.64

77

1		
2	-768,750.98	3,426,023.17
	-768,750.98	3,426,023.17
	-768,750.98	3,426,023.17

78

(1).

(2).

	575,734,394.74	653,019,161.78
	34,798,239.30	21,357,811.38
	30,377,510.83	16,042,769.32
	35,064,505.97	56,413,058.94
	675,974,650.84	746,832,801.42

(3).

(4).

(5).

(6).

79
(1).

1		
	930,322,043.08	809,644,781.77
	-5,514,693.85	9,123,121.54
	-983,370.03	6,713,238.08
	120,971,925.99	124,347,791.58
	33,566,635.79	28,449,529.07
	120,000.00	120,000.00
	-407,300.51	-2,226,011.94
	62,842,516.09	7,627.30
	-368,949.77	
	8,626,177.88	19,922,336.21
	-39,543,448.27	-40,703,039.92
	44,374.09	-1,571,593.38
	124,050.31	230,929.63
	97,282,339.81	269,745,757.11
	2,333,194.74	-43,136,550.51
	-17,129,387.05	-128,498,180.80
		100,000,000.00
	1,192,286,108.30	1,152,169,735.74
2		
3		

(2).

(3).

(4).

80

“ ”

81

82

(1).

(2).

83

84

(1).

(2).

85

1

2

3

4

5

6

1
(1).

"

"

(2).

(3).

(4).

(5).

2

3

(1).

(2).

(3).

(4).

(5).

(6).

(7).

(8).

4

5

6

--	--	--	--	--

2

3

4

5

6

7

8

9

1

2

					()		
					10,000	95.09%	95.09%
		66			1,000	95.00%	95.00%
		11			10,000	100.00%	100.00%
					400 ()		
		88					
						97.59%	97.59%
		3539			10,000	100.00%	100.00%

3

		330			40,680	30.06%	30.06%
		100			70,000	19.43%	19.43%
		230 232			6,285	50.00%	50.00%



2020

" " 0

13,537,292.55

2020 11

(2).

7

8

1

2

3

4



5

2020	9	29	2020	10	30		2020
						2020	
			2020	11	26	378	
5,323.50		92				699.00	2020 12 28
		2020				3,530,802.30	

1

(2021 4 14)

2

(1).

33,729,207.95

(2021 4 14)

(2).

3

1

2

3

4

(2021 4 14),



429,819,472

72.64%

21.13%

2021 1 29

, 2021 2 5

2021 3 31

9,999,979

120,624,391.56

2020

9,110,000

2021 2 2

2020

2,033,988,517

9,999,979

10

2.10

()

2020

2021 1 21

10,000

2021 2 3

" "

2021 3 5

THDBH100/THDBH101

THDBH110/THDBH111

THDBH120/THDBH121

THDBH110/THDBH111 THDBH120/THDBH121 2

II

(2021 4 14)

1

(1).

(2).

2

3

(1).

(2).

4

5

6

(1).

(2).

(3).

(4).

7

8

(2021 4 14)

1
(1).

	507,798,873.21
	507,798,873.21
	4,522,489.02
	179,831.00
	123,793.70
	965,715.18
	103,727,422.69
	617,318,124.80

(2).

(3).

(4).

	2,709,775.90

100

	1,160,931.90

(5).

		17,096,390.00	1	2.74%
		12,825,181.80	1	2.05%
		11,896,230.00	1	1.91%
		11,213,749.68	1	1.80%
		10,853,800.00	1	1.74%
		63,885,351.48		10.24%

(6).

(7).

2

(1).

(2).

(3).

(4).

(5). 1

(6).

(1).

(2).

(3).

	12	()	()	
2020 1 1				
2020 1 1				
--				
--				
--				
--				
2020 12 31				

(6).

(7).

(8).

(9).

3

(1).



4

(1).

	2,779,030,449.24	529,468,293.08	2,636,420,062.33	610,069,359.95
	19,977,900.07	4,356,263.99	5,323,796.89	3,475,513.56
	2,799,008,349.31	533,824,557.07	2,641,743,859.22	613,544,873.51

(2).

(3).

(4).

5

	86,961,028.90	
	33,467,158.13	28,673,805.30
	-9,555,980.75	
	6,076,421.30	
	5,145,515.63	10,228,224.35
	122,094,143.21	38,902,029.65

1

86,961,028.90

2020 12 1

2020 10 30

170,511,821.37

51%

2

6,076,421.30

6

1

		()
		()
		()

2

3

4

